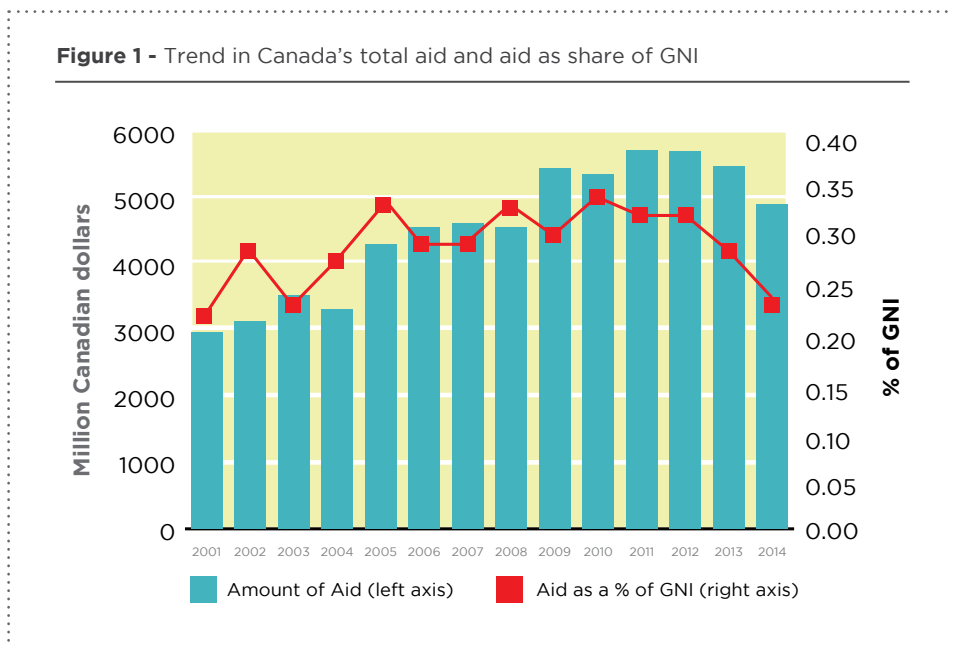


WHAT DOES CANADA'S AID SPENDING LOOK LIKE?

The Canadian Foodgrains Bank recognizes the value of Canada's aid for agriculture, and is concerned that it is in decline. To put that in perspective, here's some background information on Canada's aid spending.

1. How much does Canada spend on foreign aid?

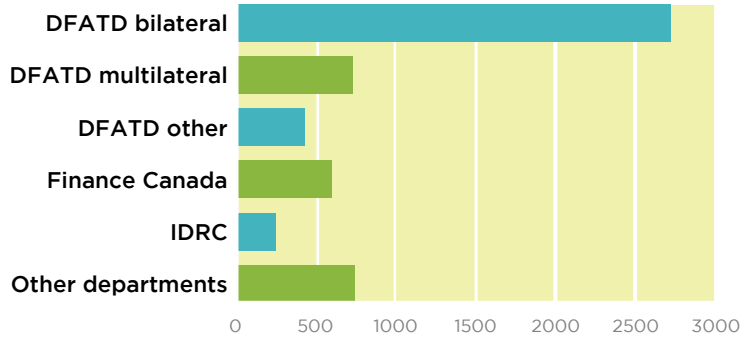
The Government of Canada provided Cdn\$4.9 billion in foreign aid to developing countries in 2014. This represents 0.24 percent of Canada's Gross National Income (GNI). This is less than the average of other aid donor countries (0.29 percent) and far below the United Nations target of 0.7 percent. Figure 1 shows the trend in Canada's aid spending since 2001.



2. What are the main channels for foreign aid?

Most of Canada's foreign aid is handled by the Department of Foreign Affairs, Trade and Development (DFATD), which includes the former CIDA. Within DFATD, most aid is either directed to individual countries (bilateral) or to multi-country organizations and programs (multilateral). The money that the Canadian Foodgrains Bank receives from the government comes from DFATD-bilateral. Other departments such as Finance Canada and IDRC (International Development Research Centre) disburse some aid.

Figure 2 - Channels of Canadian aid spending 2012-13 (million \$ Cdn)



The “other departments” category includes debt forgiveness and support for refugees.

3. Where does Canada’s foreign aid go?

Figure 3 - Canada’s aid distribution by geographical region

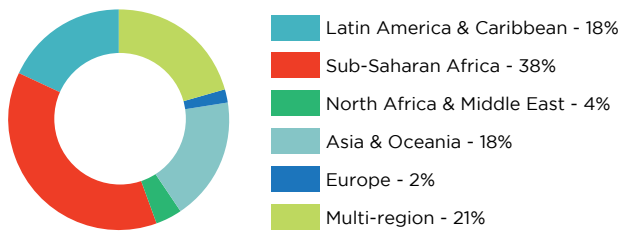
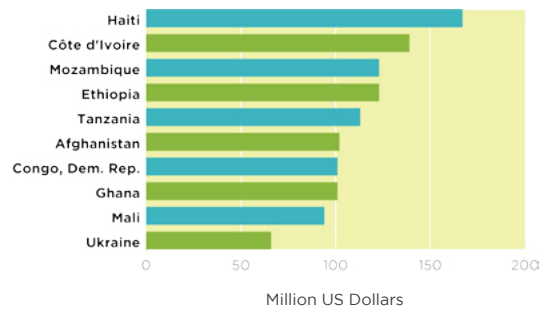
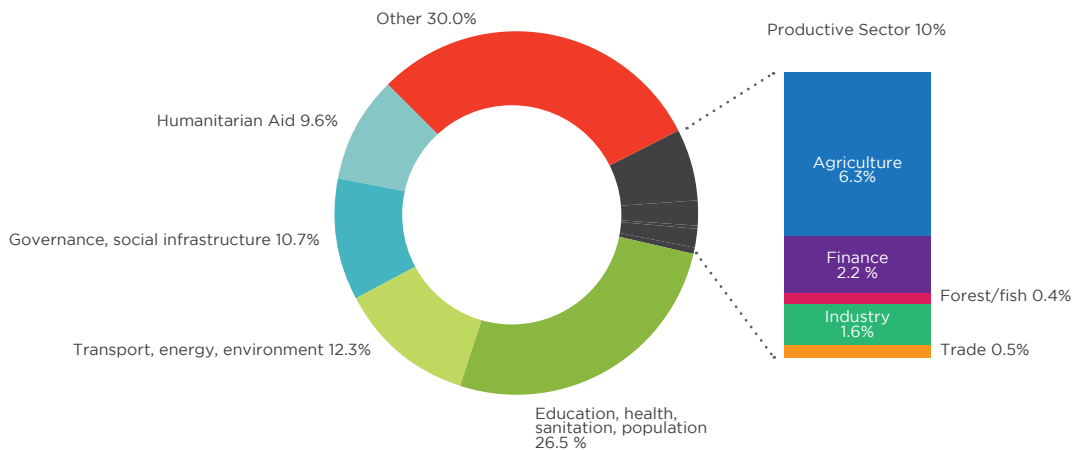


Figure 4 - Top 10 recipient countries for Canada’s aid in 2012



4. What does Canada spend aid on?

Figure 5 - Percentage of aid by sector, 2012-13



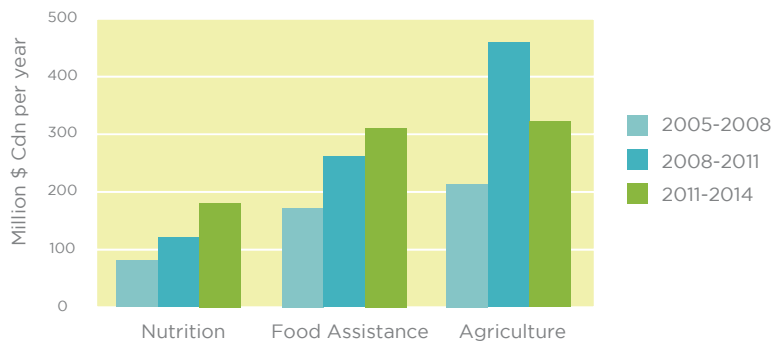
“Other” spending includes support for refugees, debt relief and aid to multiple sectors

5. What's the trend in Canada's aid for food security and agriculture?

Canada initiated a substantial increase in funding for food security (agriculture, food assistance and nutrition) in 2009. Over the next three years (2008/09 through 2010/11) investment in agriculture doubled compared to the three previous years. Support for food assistance and nutrition also increased significantly.

Since 2010/11, support for food assistance and nutrition has remained strong, while support for agriculture has declined considerably.

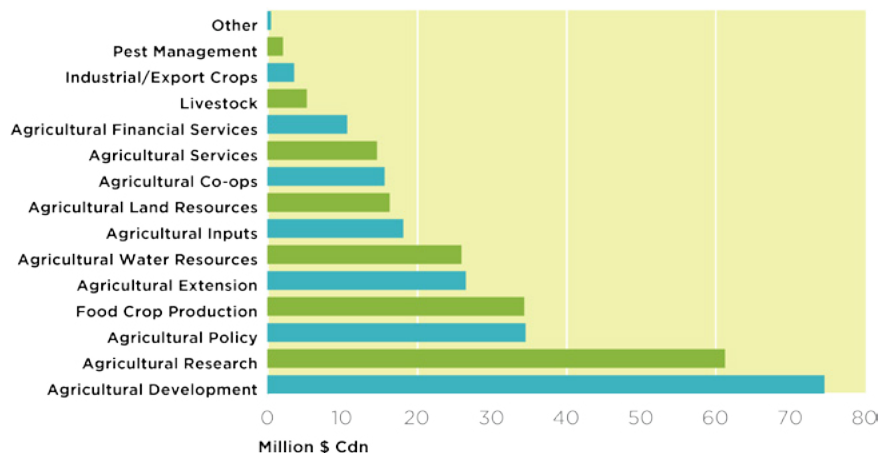
Figure 6 - Canada's aid spending on Food Security (Agriculture, Food assistance and Nutrition) 2005-2014



6. What are the main components of agricultural aid?

Canada's agricultural aid is focused on research and extension for domestic food crop production. A 2013 assessment found that Canada's aid was well-targeted to help smallholder farmers and to improve food security.

Figure 7 - Components of Canada's agricultural aid, 2012-13, million \$ Cdn



7. Where could increased aid for agriculture come from?

Increasing aid for agriculture does not necessarily mean cutting other areas. Canada could restore some of the money cut from the aid budget, which fell by 12 percent (\$673 million) between 2010 and 2015.

In addition the government should spend the money allocated for aid, rather than let it lapse. Nearly \$900 million of unspent aid funds were returned to the central treasury in the past three years (\$41M in 2011-12, \$291M in 2012-13, \$538M in 2013-14).

Data is taken from:

- Organization for Economic Cooperation and Development: <http://www.oecd.org/dac/stats/>
- Canadian government: <http://www.acdi-cida.gc.ca/reports>
- Fertile Ground: Assessing CIDA's Investments in Food and Farming, 2013. Food Security Policy Group http://www.ccic.ca/working_groups/food_e.php
- Leveraging Open Data to Analyze Canada's Development Expenditure. 2014. North-South Institute www.nsi-ins.ca